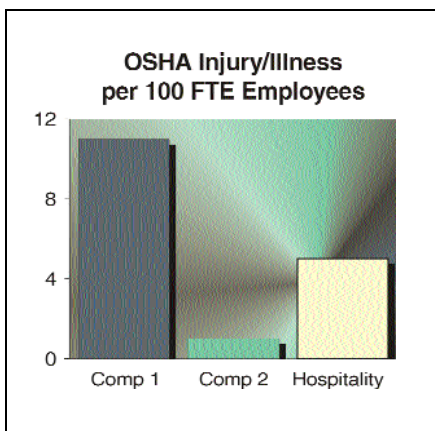


Dimensions™ Benchmarking: Hospitality and Workers' Compensation Marsh Risk Consulting

Every hospitality organization needs to ask:

- How do our workers' compensation costs compare to peer organizations?
- Have we effectively performed these workers' compensation comparisons with our own loss history?
- What does a more detailed analysis of our peer groups' workers' compensation costs look like?



FREQUENCY comparisons are based upon incidence rates from the Bureau of Labor Statistics for Hospitality Standard Industrial Classifications.

Workers' compensation costs continue to be a dominant factor in the total cost of risk for hospitality firms, having a direct impact on their bottom line. In response, Marsh Risk Consulting professionals developed **Dimensions™**, a proprietary benchmarking tool that not only helps you determine how your costs compare to others, but identifies specific cost drivers and cost reduction opportunities.

Comparing Hospitality Companies

Our consultants uncover potential savings by making claim cost comparisons between industries, within the hospitality industry and at the individual property level. Our customized analysis allows us to focus on the specific issues affecting your firm and develop an action plan to attack your cost drivers.

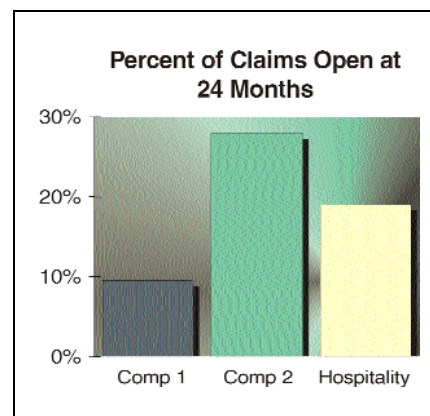
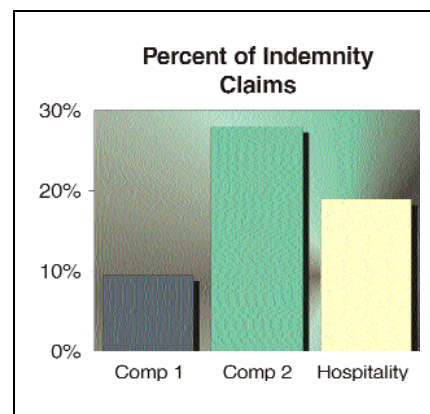
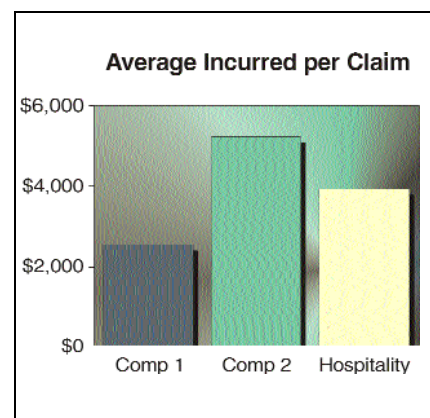
Benchmarking Advantages

Dimensions benchmarking gives you an advantage over your peers by:

- establishing a baseline for change
- discovering areas for improvement
- measuring performance
- recommending cost saving actions

Contact Us

Learn how Dimensions workers' compensation benchmarking can benefit your organization. For more information, contact your local Marsh Risk Consulting professional or Client Executive.



SEVERITY comparisons are based upon claim data from HNC Insurance Solutions® for specific Hospitality Industry Classifications.